

Flexible Kitchen Systems



Flexible work areas for all users

Mobil Flex frame systems allow worktops, wall units, base storage, sinks and appliances to be instantly varied in height at the touch of a button or by simple winding handle.

Ideal for multi-user environments where working levels are changed regularly such as schools, colleges, offices, rehabilitation and family scenarios.

Mobil Flex is compatible with most furniture ranges and particularly System Flex kitchens.

Mobil Flex – giving a lift to everyday life

Options

Frames can be supplied with concealment panels which hide services, plumbing etc placed on the wall. These should be specified at the time of order.

There is a choice of surface mounted switches or hand held controls with electric frames. Please specify choice when ordering.

All electric frames will be supplied with safety devices unless ordered to the contrary.



Technical details

Frame: Mild steel with white EPC white finish as standard. Other RAL colours available on request & subject to surcharge

Control box, motor and hand control: IP66 approved

Connection: 230 V

Full operational and maintenance information is available in the installation manual.

Scanflex Ltd

As the name suggests SCANFLEX supply a range of products which are flexible and have their origins in Scandinavia; an area of the world renowned for ergonomic design and quality care for the disabled and elderly.

Established in Copenhagen, Denmark in 1980, SCANFLEX opened their U.K. branch in 1991 at Bromborough, Wirral.

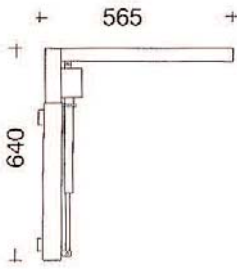
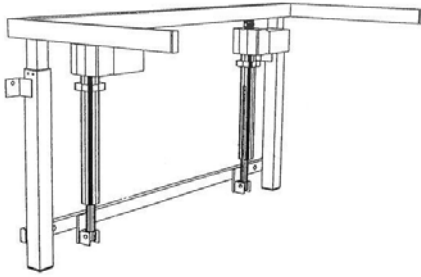
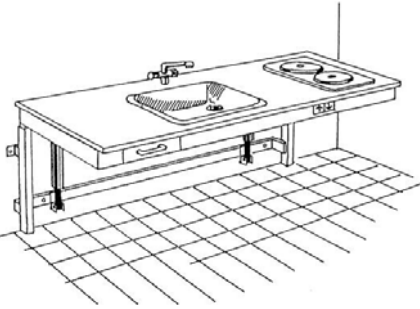
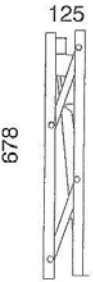
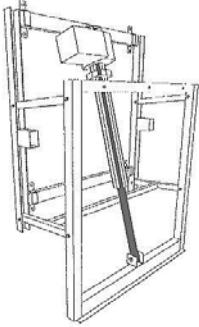
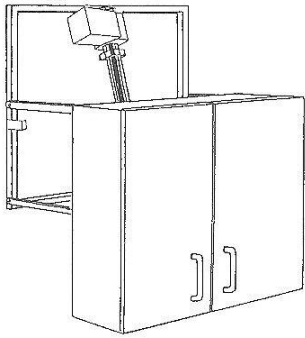
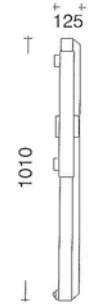
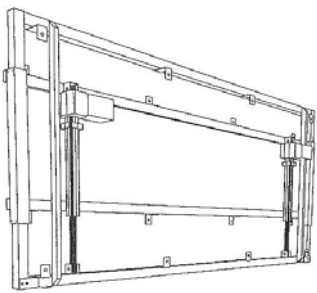
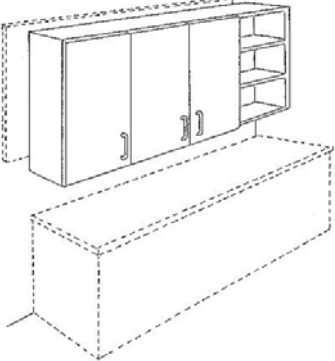
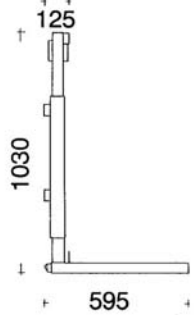
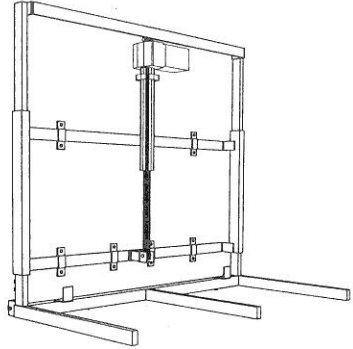
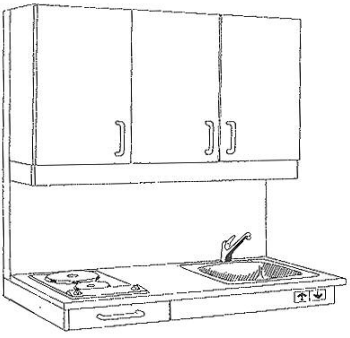
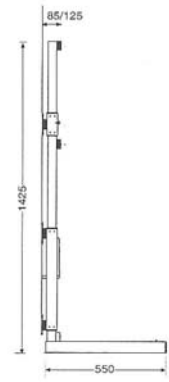
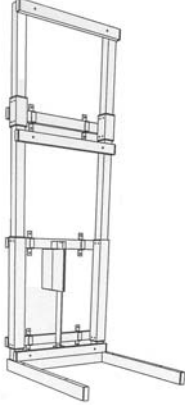
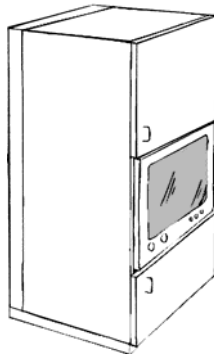
From Bromborough the company offers a nationwide service to architects, housing associations, occupational therapists, nursing homes, hospitals, schools and indeed anybody who is involved in the provision of suitable accommodation for the less able and multi-user environments.

Our range includes height adjustable kitchens, bathrooms, occupational therapy equipment, tables, computer desks and remote window opening systems.

Scanflex Ltd
2 Thursby Road
Croft Business Park
Bromborough
Wirral CH62 3PW U.K.



Tel: +44 (0)151 343 1523
Fax: +44 (0)151 343 1514
E-mail: info@scanflex.co.uk
Web: www.scanflex.co.uk

ELEVATION	ILLUSTRATION	EXAMPLE	DESCRIPTION	SPECIFICATION
			<p>Model MF- B</p> <p>Wall mounted or free-standing frame which enables height adjustment of work areas, hobs, sinks, etc.</p> <p>Available in both manual (winding handle) and 24v electric versions (with safety rail).</p> <p>Surface mounted or hand held switch options.</p> <p>Concealment panel to hide motors available.</p>	<p>Width available: from 600 to 3400mm</p> <p>Height adjustment: 300mm</p> <p>Height of frame in lowest position: 640mm</p> <p>Depth from wall to front of consoles: 565mm</p> <p>Load capacity 600 – 1200mm: 150kg</p> <p>Load capacity 1200 – 3400mm: 200kg</p>
			<p>Model MF- X</p> <p>Wall mounted electrically operated frame with diagonal adjustment which will allow wall cabinets to be lowered down and towards the user.</p> <p>Supplied with safety cut out plate to suit width of wall cupboards.</p> <p>Surface mounted or hand held switch options.</p>	<p>Width available: from 400 to 2400mm</p> <p>Height adjustment: 330mm</p> <p>Horizontal adjustment: 280mm</p> <p>Total height: 678mm</p> <p>Depth from wall to front of frame: 125mm</p> <p>Load capacity 400 – 1200mm: 150kg</p> <p>Load capacity 1200 – 2400mm: 200kg</p>
			<p>Model MF- V</p> <p>Wall mounted electrically operated frame for vertical adjustment of wall cabinets.</p> <p>Supplied with safety cut out plate to suit width of wall cupboards.</p> <p>Surface mounted or hand held switch options.</p>	<p>Width available: from 600 to 2400mm</p> <p>Height adjustment: 300mm</p> <p>Total height: 1010mm</p> <p>Depth from wall to front of frame: 125mm</p> <p>Load capacity 600 – 1200mm: 150kg</p> <p>Load capacity 1200 – 2400mm: 200kg</p>
			<p>Model MF- K</p> <p>Wall mounted electrically operated frame which will adjust both worktop and wall cabinets to be adjusted at the same time.</p> <p>Supplied with safety cut out plate to suit width of wall cupboards.</p> <p>Surface mounted or hand held switch options.</p> <p>Also available in widths up to 2400mm – details on application.</p>	<p>Width available: from 600 to 1200mm</p> <p>Height adjustment: 300mm</p> <p>Total height with mounting board: 1150mm</p> <p>Depth from wall to front of frame: 125mm</p> <p>Depth from wall to front of consoles: 595mm</p> <p>Load capacity 600 – 1200mm: 150kg</p>
			<p>Model MF- O</p> <p>Wall mounted frame for the adjustment of oven housings. Available in manually adjustable (winding handle) or electrically operated versions.</p> <p>Supplied with safety cut out rail.</p> <p>Surface mounted or hand held switch options.</p>	<p>Width available: 600 mm</p> <p>Height adjustment manual version: 360mm</p> <p>Height adjustment electric version: 300mm</p> <p>Total height: 1425mm</p> <p>Depth from wall to front of frame: 80/125mm</p> <p>Load capacity: 150kg</p>