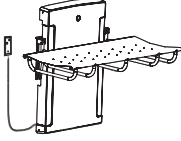
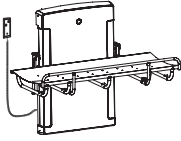
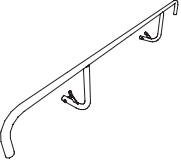
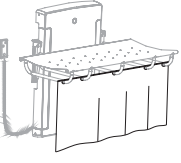


Nursing Benches 150

	R8400000	Nursing bench with electric motor, 1400 mm Outer measurements 740x1400 mm Height adjustable 400 mm	2,253.00	4
	R8401000	Nursing bench with electric motor, 1800 mm Outer measurements 174x1800 mm Height adjustable 400 mm	2,294.00	4
	R8402000	Nursing bench with electric motor, 1400 mm incl. safety rail Outer measurements 765x1400 mm Height adjustable 400 mm	2,512.00	4
	R8403000	Nursing bench with electric motor, 1800 mm incl. safety rail Outer measurements 765x1800 mm Height adjustable 400 mm	2,553.00	4

000 = white

Accessories for electric nursing bench 150

	R8410000	Safety rail for 1400-1800 mm nursing bench	207.50	
	R8420000	Splash curtain for nursing bench, 1400 mm	132.50	
	R8421000	Splash curtain for nursing bench, 1800 mm	144.50	

000 = white

4 = Incl. fixing kit for brick wall.